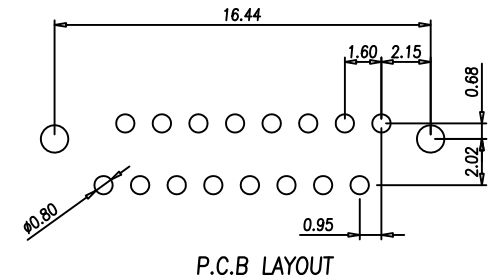
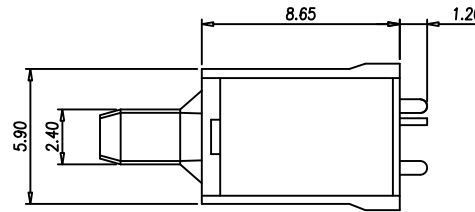
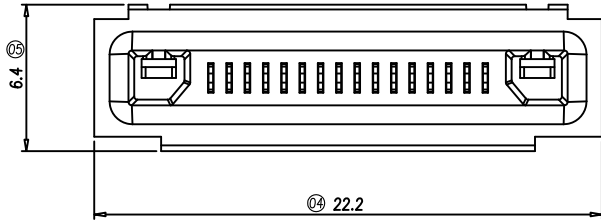
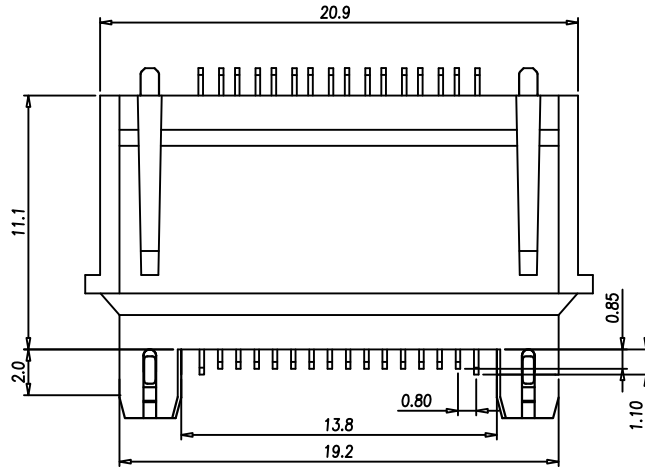


This document is the property of Nian-Yeong Corporation and is delivered on the express condition that it is not to be disclosed, reproduced or used, in whole or in part, for manufacture or sale by anyone other than Nian-Yeong Corporation without its prior consent, and that no right is granted to disclose or to use any information in this document.

# CUSTOMER DRAWING

REV.	DESCRIPTION	APPROVED BY	DATE	ECN NO.
A	RELEASE	Yeh Chou	2017/08/18	
B				
C				



- MATERIAL :
  - 1-1. HOUSING : PA46 UL94V-0 ; COLOR : BLACK
  - 1-2. CONTACT : BERYLLIUM COPPER
  - 1-3. LATCH SOLDERTAILS : STAINLESS STEEL.
- FINISH :
  - 2-1. CONTACT :
    - CONTACT AREA : 5 MICRO INCHES MIN. GOLD PLATED
    - SOLDER AREA : BRIGHT TIN
    - UNDER PLATE : NICKEL
  - 2-2. LATCH SOLDERTAILS : BRIGHT TIN
  - UNDER PLATE : NICKEL
- ELECTRICAL SPECIFICATION :
  - 3-1. Rated current : 1.5A
  - 3-2. Rated Voltage : 30V
- Environmental :
  - 4-1. Operation Temperature : -40°C~80°C

DRAWN	Mark Kao	APP'D	Ku Chou	UNIT	mm	TOLERANCE		TITLE	HANDYLINK 16P (M) PLUG TO PCB TERMINATION			SHEET	
CHK'D	Emily Suen			SCALE	1:1	.x ±0.10 .xx ±0.05 .xxx ±0.03 .xxxx ±0.01 ANGULA ±1°			PART NO.	PC-16M2-10-10	DWG NO.	QC7925	VERSION A

**NIAN YEONG ENTERPRISE**  
年永實業有限公司