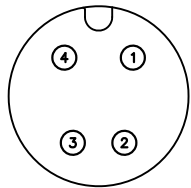


This document is the property of Nian-Yeong Corporation and is delivered on the express condition that it is not to be disclosed, reproduced or used, in whole or in part, for manufacture or sale by anyone other than Nian-Yeong Corporation without its prior consent, and that no right is granted to disclose or to use any information in this document.

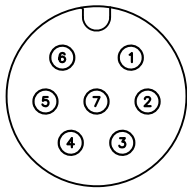
# CUSTOMER DRAWING

REV.	DESCRIPTION	APPROVED BY	DATE	ECN NO.
A	RELEASE	Ku Chou	30/11/18*	
B	CHANGE RATED VOLTAGE	Ku Chou	13/12/18*	
C				

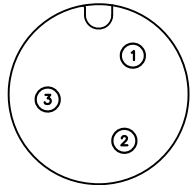
TABLE A



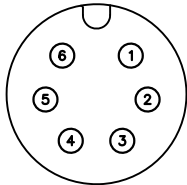
WP-04F2-206-11



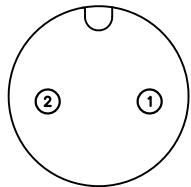
WP-07F2-13-11



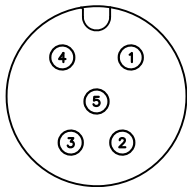
3P



6P

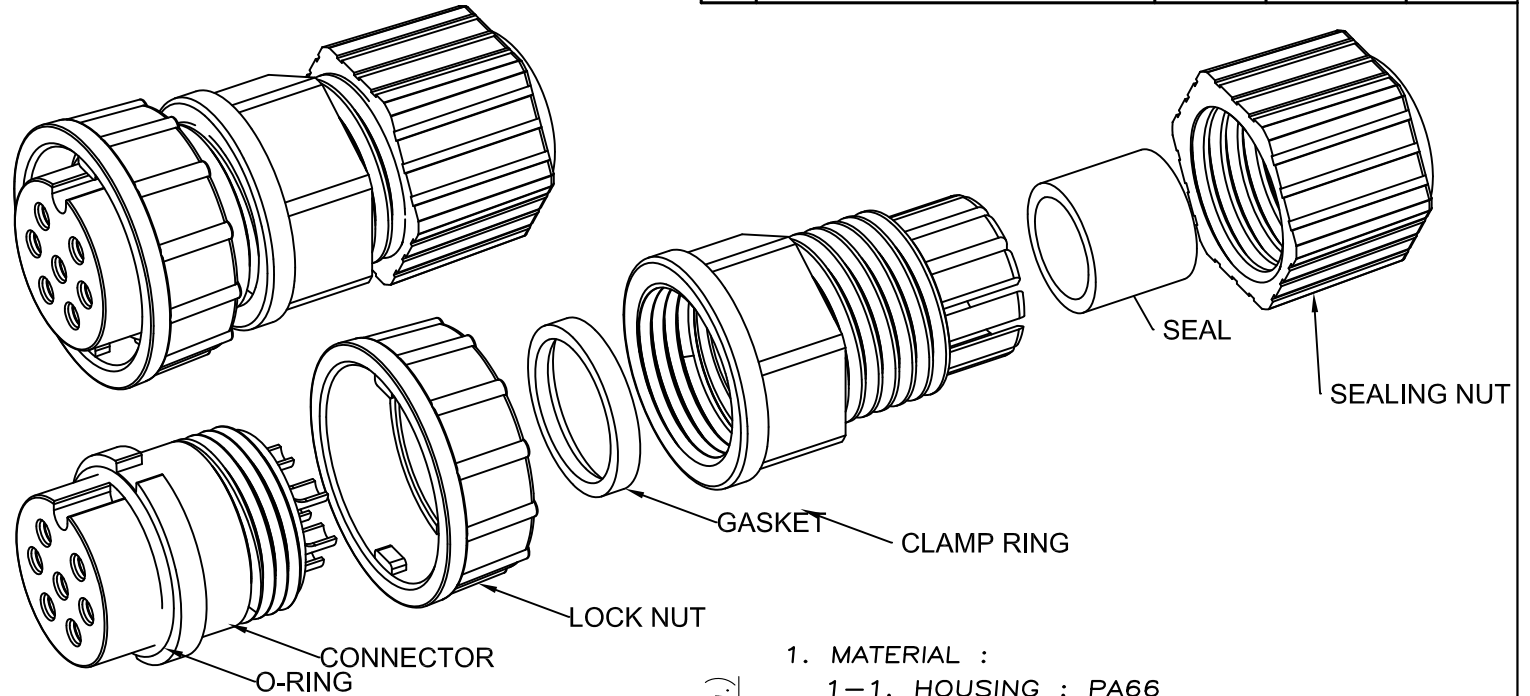
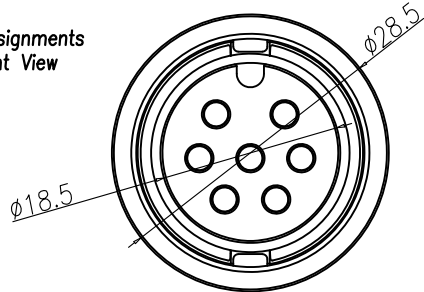


2P



WP-05F2-161-11

Pin Assignments  
Front View



54.9(REF.)

5.5-10.8(Cable dia.)

1. MATERIAL :

- 1-1. HOUSING : PA66
- 1-2. CONTACT : BRASS
- 1-3. O-RING : SILICONE
- 1-4. LOCK NUT : PA66
- 1-5. GASKET : SILICONE
- 1-6. CLAMP RING : PA66
- 1-7. SEAL : SILICONE
- 1-8. SEALING NUT : PA66

2. FINISH :

- 2-1. CONTACT : GOLD FLASH PLATED.

3. ELECTRICAL SPECIFICATION :

- 3-1. Rated current : 20A
- 3-2. Rated Voltage : 300V
- 3-3. Water proof : IP67

4. Environmental :

- 4-1. Operation Temperature : -40°C~105°C

DRAWN	Emily Suen	APP'D	Ku Chou	UNIT	mm	TOLERANCE		TITLE	WP FEMALE (FEMALE PIN) D SIZE ASSEMBLY TYPE(LOCK)-20A			SHEET
CHK'D	Ku Chou			SCALE	1:1	.x ±0.20 .xx ±0.10 .xxx ±0.05 .xxxx ±0.03 ANGULAR ±1°		PART NO.	SEE TABLE A	DWG NO.	QC8836	VERSION
								NIAN YEONG ENTERPRISE 年永實業有限公司			B	