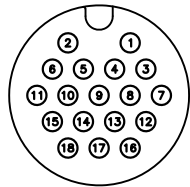


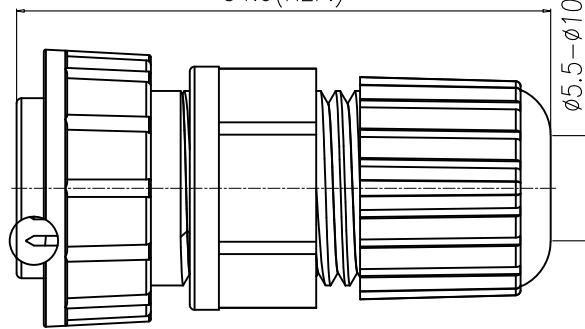
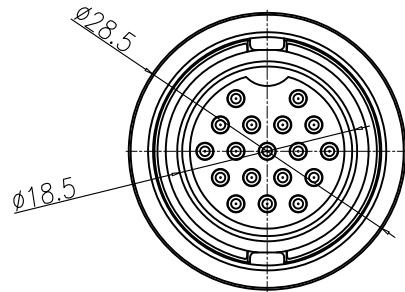
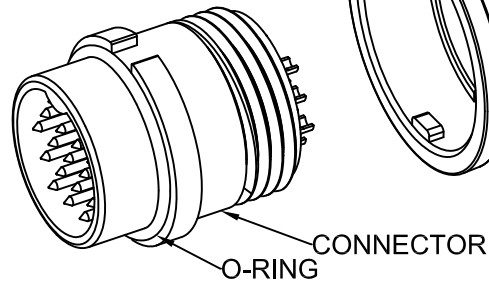
This document is the property of Nian-Yeong Corporation and is delivered on the express condition that it is not to be disclosed, reproduced or used, in whole or in part, for manufacture or sale by anyone other than Nian-Yeong Corporation without its prior consent, and that no right is granted to disclose or to use any information in this document.

CUSTOMER DRAWING

REV.	DESCRIPTION	APPROVED BY	DATE	ECN NO.
A	RELEASE	Ku Chou	06/12/18*	
B	CHANGE RATED VOLTAGE	Ku Chou	13/12/18*	
C				



Pin Assignments
Front View



- MATERIAL :
 - 1-1. HOUSING : PA66
 - 1-2. CONTACT : BRASS
 - 1-3. O-RING : SILICONE
 - 1-4. LOCK NUT : PA66
 - 1-5. GASKET : SILICONE
 - 1-6. CLAMP RING : PA66
 - 1-7. SEAL : SILICONE
 - 1-8. SEALING NUT : PA66
- FINISH :
 - 2-1. CONTACT : GOLD FLASH PLATED.
- ELECTRICAL SPECIFICATION :
 - 3-1. Rated current : 5A
 - 3-2. Rated Voltage : 300V
 - 3-3. Water proof : IP67
- Environmental :
 - 4-1. Operation Temperature : $-40^{\circ}\text{C} \sim 105^{\circ}\text{C}$

DRAWN	Emily Suen	APP'D	Ku Chou	UNIT	mm	TOLERANCE			TITLE	WP F CONN. M PIN 18PIN D SIZE ASSEMBLY TYPE(LOCK)-5A			SHEET
CHK'D	Ku Chou			SCALE	1:1	.x ±0.20 .xx ±0.10 .xxx ±0.05 .xxxx ±0.03 ANGULAR ±1°			PART NO.	WP-18M2-18-11	DWG NO.	QC8843	VERSION
									NIAN YEONG ENTERPRISE			B	
									年永實業有限公司				